

Shankarrao Jawale Patil Arts, Science & Commerce College, Lohara

Dist. Dharashiv 413608

Affiliated to Dr. Babasaheb Ambedkar Marathwada University, Chhatrapati Sambhajinagar

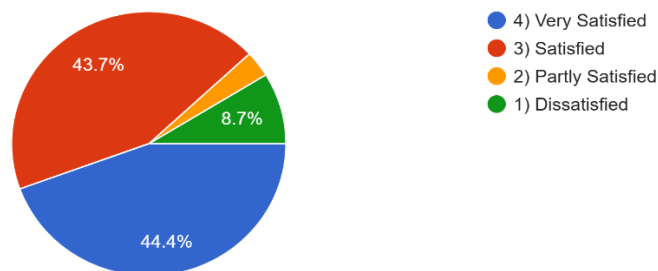
Internal Quality Assurance Cell Sponsored

Student Satisfaction Survey (2023-2024)

The college prepared the google form to conduct the Students Satisfaction Survey. There is total 15 questions are framed as per the students teaching learning and support services satisfaction. Online satisfaction survey is filled by students in the academic year 2023-2024. The data is tabulated and graphically analyzed by IQAC and Feedback committee is as under. While analyzing the Student Satisfaction Survey we have used Four Point Scale are Very satisfied (VS), Satisfied (S) Partly Satisfied (PS) and Dissatisfied (DS).

1. QUESTION NO.-1 CONTRIBUTION TO LEARNING [DO SATISFIED WITH THE PROCESS OF ADMISSION?

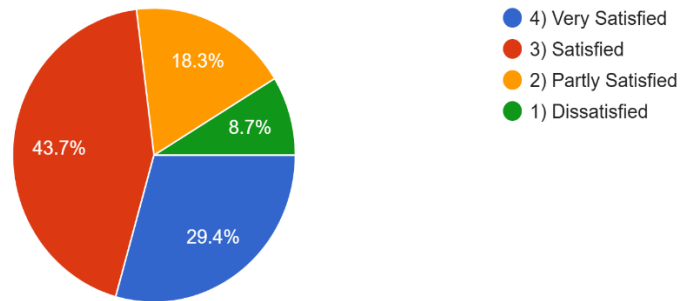
126 responses



It is observed that 44.4 % students are very satisfied with the admission process.

2. THE SERVICES PROVIDED TO YOU AS A STUDENTS FROM DIVERSE BACKGROUNDS INCLUDING BACKWARD COMMUNITY AS WELL AS FROM DIFFERENT LOCALES?

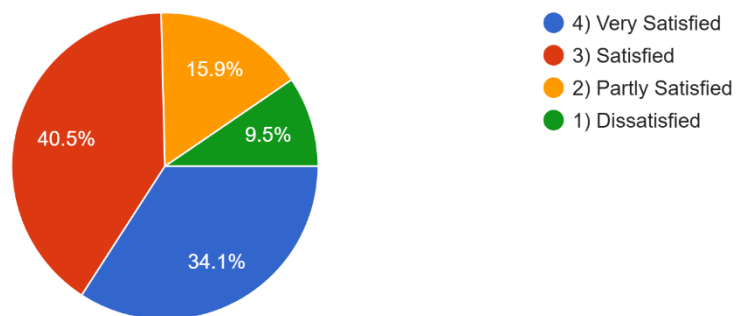
126 responses



It is seen in the present graph that 43.7 percent students are satisfied with the services provided to them.

3. DO YOU SATISFIED WITH THE VARIETY OF LEARNING EXPERIENCES, INCLUDING INDIVIDUAL AND COLLABORATIVE LEARNING. INTERACTIVE AND PARTICIPATORY APPROACHES BY TEACHERS?

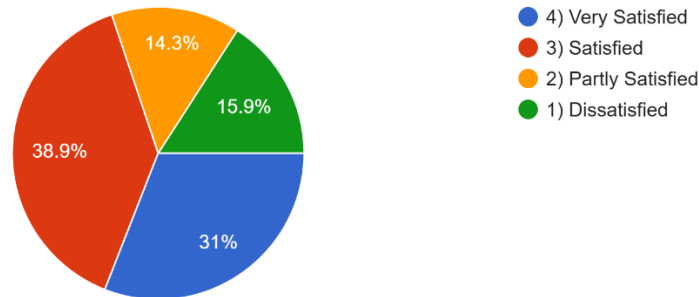
126 responses



The largest portion of respondents, 40.5%, reported being "Satisfied" with the learning experiences offered.

4. DO YOU SATISFIED WITH THE CLASS ROOM FACILITIES AVAILABLE FOR TEACHING & LEARNING ?

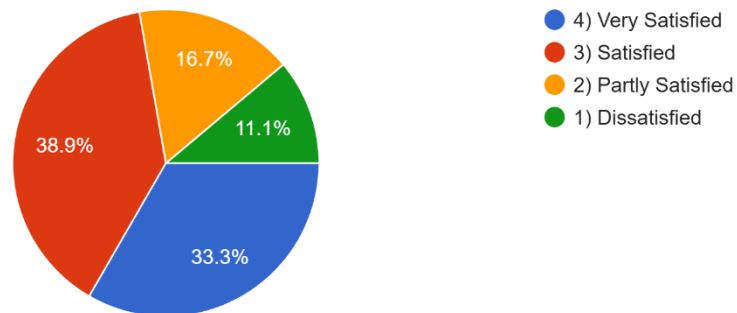
126 responses



The largest group of respondents, 38.9%, expressed that they are "Satisfied" with the classroom facilities, suggesting that many students find the facilities adequate.

5. DO YOU SATISFIED WITH THE LEVLE OF KNOWLEDGE OF THE TEACHER AND ITS DELIVERY METHOD ?

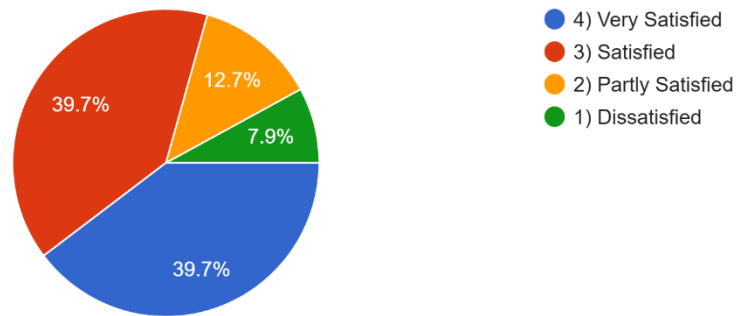
126 responses



A combined 69.9% of students (Satisfied and Very Satisfied) show positive sentiment toward classroom facilities.

6.CONTRIBUTION TO LEARNING [INTERNAL ASSESSMENT [TEST-TUTORIAL-PROJECTS-SEMINARS]

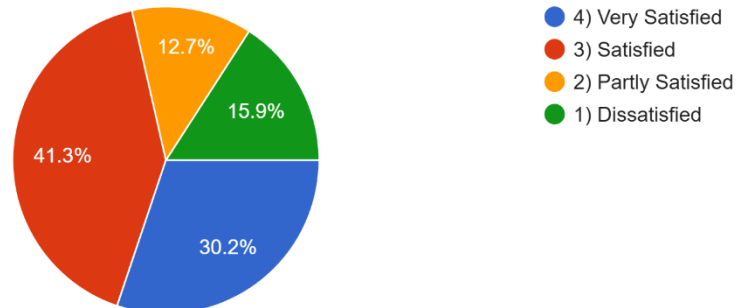
126 responses



Most of the students are satisfied with internal assessment including 39.7 percent students very satisfied and satisfied also.

7.ACTIVE INTEREST IN PROMOTING INTERNSHIP, STUDENT EXCHANGE, FIELD VISIT OPPORTUNITIES FOR STUDENTS.

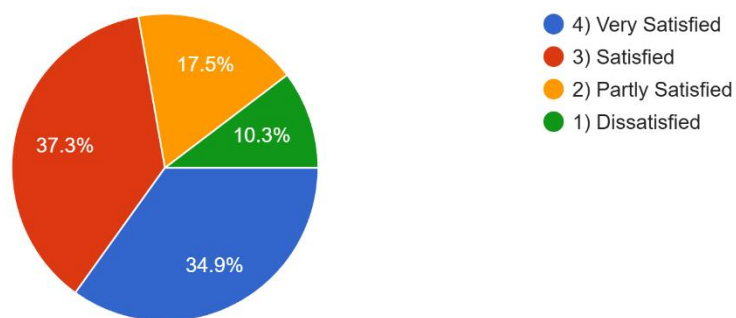
126 responses



As observed the chart 41.3 percent students took active interest in promoting in internship, student exchange, field opportunities.

8. CONTRIBUTION TO LEARNING [CO-CURRICULAR ACTIVITIES [NSS-SPORTS-CULTURAL]

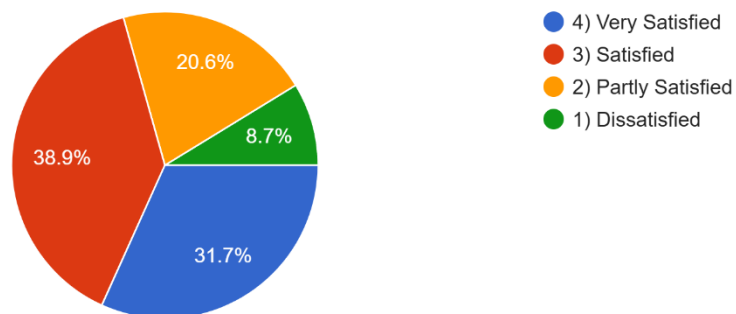
126 responses



A combined 72.2 percent students are very satisfied and satisfied in terms of co-curricular activities including NSS, Sports and Cultural.

9. CONTRIBUTION TO LEARNING [EXTRA-CURRICULAR ACTIVITIES [FIELD TOURS- SURVEYS-RALLIES AND VARIOUS ABHIYAN DECLARED BY THE GOVERNMENT /DHE]

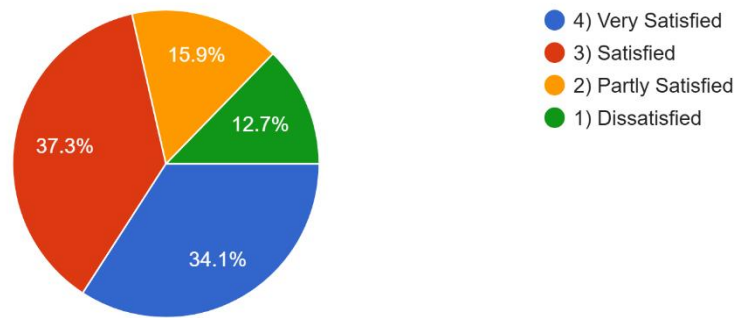
126 responses



The largest group of students is satisfied with the percent of 38.9 percent for contribution to learning including extra-curricular activities including surveys, rallies and various Abhiyan.

10. CONTRIBUTION TO LEARNING [LABORATORY INSTRUMENTS AND EQUIPMENTS]

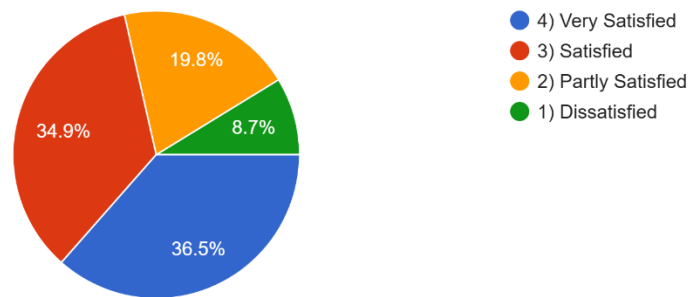
126 responses



As seen the chart 37.3 percent students are satisfied and 34.1 percent with very satisfied as the contribution to learning in laboratory instruments and equipment.

11. CONTRIBUTION TO LEARNING [INFRASTRUCTURAL FACILITIES IN THE CAMPUS (DRINKING WATER, GIRLS ROOM, BOYS ROOM STUDENT CENTRE, PARKING, YOG CENTRE ETC.)]

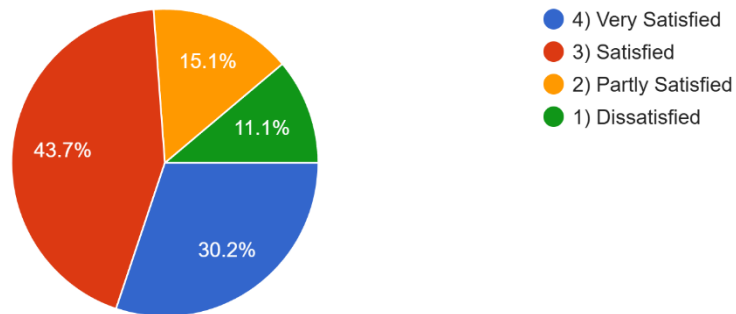
126 responses



As observed the opinion given by the students' 36.5 percent are satisfied with infrastructural facilities in the campus.

12. CONTRIBUTION TO LEARNING [USE OF TECHNOLOGY IN TEACHING-LEARNING (LCD, LAPTOP, ONLINE RESOURCES)]

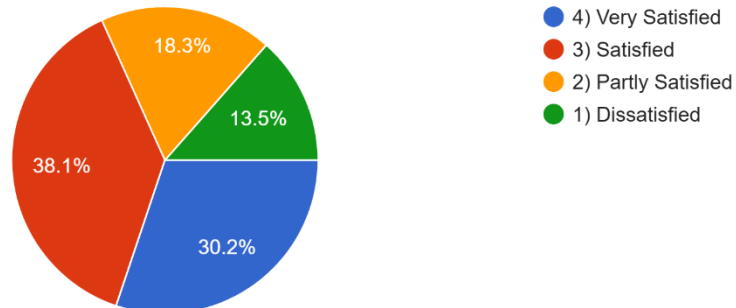
126 responses



As the use of technology in teaching-learning by means of online resources 43.7 percent students are satisfied in their feedback.

13. CONTRIBUTION TO LEARNING [LIBRARY SERVICE-ACCESSIBILITY, BOOK AVAILABILITY-READING ROOM]

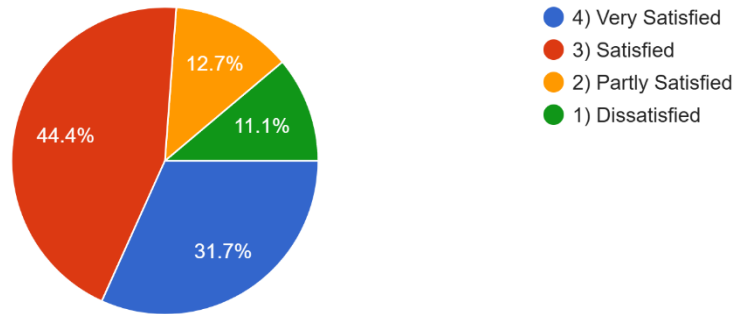
126 responses



As concerned to Library service Accessibility, book availability and reading room 38.1 percent students are satisfied.

14. CONTRIBUTION TO LEARNING [STUDENT SUPPORT SERVICES, STUDENT'S COUNCIL, ACADEMIC ASSISTANCE)

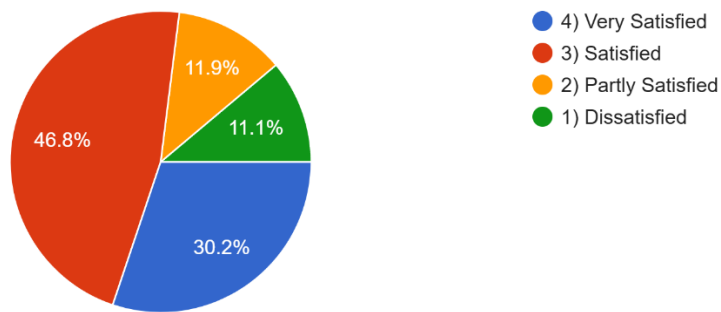
126 responses




The largest group of students is satisfied with the percent of 44.4 percent for contribution to learning including extra-curricular activities including surveys, rallies and various Abhiyan.

15. CONTRIBUTION TO LEARNING [DO YOU SATISFIED WITH THE PLACEMENT CELL AND OTHER CELL ACTIVITIES]

126 responses



The largest group of students, 38.9%, expressed that they are "Satisfied" with the Placement Cell and other Cell activities.



Principal
Shri. Karrao Jawale Padi Arts,
Science & Commerce Mahavidyalaya,
Lohara Dist. Dharswad